

2022

# Youth Services Annual Report

Prepared by Sergeant Jason Tadeson



Community Safety Division

**HAMILTON  
POLICE SERVICE**  
Together. Stronger. Safer.

# Table of Contents

<b>Youth Services Coordinator</b> .....	3
<b>Youth Services Coordinator Presentations</b> .....	3
<b>Youth Services Coordinator School Lockdown Consultations and Presentations</b> .....	3
<b>Cram-a-Cruiser</b> .....	4
<b>Violence Threat Risk Assessment (V.T.R.A.)</b> .....	4
<b>Youth with Complex Suicide Needs (Y.C.S.N.)</b> .....	4
<b>Youth Initiatives and Grants</b> .....	4
<b>Youth Engagement Series Y.E.S. Program</b> .....	4
<b>The Youth Prevention and Intervention Initiative</b> .....	5
<b>Youth Engagement and Mentorship Team</b> .....	5
<b>Youth Engagement Team Inward Portfolios</b> .....	5
Figure 1 Youth Engagement Team - Liaison and Consultations.....	6
Figure 2 Youth Engagement Team - Crime Prevention and Enforcement.....	6
<b>Community Service, School Liaison and Divisional Youth Officer</b> .....	6
Figure 3 School Liaison and Community Service Officer Statistics.....	7
<b>Strategic Approach to Youth Crime</b> .....	8
<b>Youth Crime by Division</b> .....	8
Figure 4 Youth Crime by Division.....	8
<b>Total Youth Involved in Crime</b> .....	9
Figure 5 Total Youth Involved in Crime.....	9
<b>Total Number of Youth Charged and Not Charged</b> .....	9
Figure 6 Total Number of Youth Charged and Not Charged.....	9
<b>Total Youth Involved in Violent Crime</b> .....	10
Figure 7 Youth Involved in Violent Crime 2018-2022.....	10
<b>Total Youth Involved in Property Crime</b> .....	10
Figure 8 Youth Involved in Property Crime 2018 to 2022.....	11
<b>Total Youth Involved in Drug Offences</b> .....	11
Figure 9 Youth Involvement in Drug Offences.....	11
<b>Controlled Drug Substance Act</b> .....	11
<b>Federal Cannabis Control Act, 2017</b> .....	11
<b>Provincial Cannabis Control Act, 2017</b> .....	12
Figure 10 Youth Involvement in Cannabis Control Act.....	12
<b>Youth Crime by Offence</b> .....	12
Figure 11 Youth Crime by Offence.....	12

**Strategic Targeted Offender Program (S.T.O.P.)** ..... 13  
    Figure 12 Strategic Targeted Offender Program (S.T.O.P.) ..... 13  
**Intervention Programs** ..... 13  
    Figure 13 2022 Diversions by Police..... 14  
**Youth Mental Health Crisis** ..... 14  
    Figure 14 Youth Mental Health Crisis 2018 to 2022..... 15  
**Conclusion** ..... 15  
    Figure 15 Overall Youth Crime Stats ..... 16  
**References** ..... 17

## **Youth Services Coordinator**

The Hamilton Police Service, through the office of the Youth Service Coordinator, collaborated in partnership with community youth services, committees and organizations augmenting our vision to be a trusted partner in delivering public safety.

- Violent Threat Risk Assessment (V.T.R.A.) Protocol Intervention Committee
- Youth with Complex Suicidal Needs (Y.C.S.N.) Protocol Intervention Committee
- The John Howard Society
- The YMCA of Hamilton/Burlington/Brantford
- The Committee of Youth Officers for the Province of Ontario (C.O.Y.O.)
- The School Board Liaison Committee
- The Hamilton Youth Justice Committee
- The Street Youth Planning Collaborative - Front Line Advisory Committee (SYPC - F.L.A.C.)
- The Greater Toronto Area Extrajudicial Measures Committee
- The Hamilton Collaboration Fetal Alcohol Spectrum Disorder Network
- The Canadian Police Youth Network (CPYN)
- The Youth Probation and Parole Officers Committee
- The Youth Engagement Series (Y.E.S.) Program;
- The Hamilton Fetal Alcohol Spectrum Disorder (F.A.S.D.) Youth Justice Advisory Committee
- The Community Service Officers of Ontario Committee
- The Hamilton Youth Strategy Steering Committee
- The Hamilton Community Safety and Well-Being Youth Strategy
- The Ministry of Children, Community and Social Services – Youth Justice Division

## **Youth Services Coordinator Presentations**

- The Hamilton Police Service Victim Services Branch
- Mohawk College – Community and Justice Program
- The Street Youth Collaborative Front Line Advisory Committee (F.L.A.C.)
- The Youth Serving Agencies Network (Y.S.A.N.)
- The North Hamilton Compass Youth Program

## **Youth Services Coordinator School Lockdown Consultations and Presentations**

The objective for the consultations and presentations is to convey awareness and education amongst our local school boards, community partners and newly hired communications personnel as it relates to Police Immediate Rapid Deployment (I.R.D.) and School Lockdown Protocols. The 2022 presentations encompassed policing principles and fundamentals highlighting all roles and duties relating to Immediate Rapid Deployment and School Lockdown occurrences with:

- Hamilton Police Service Communications and Dispatch Branch
- The Hamilton Wentworth Catholic District School Board Superintendents and Principals.

## **Cram-a-Cruiser**

Traditionally, the Youth Service Coordinator assisted with organizing and facilitating the Cram-a-Cruiser event in partnership with Hamilton Food Share and our Hamilton School Boards. However, even after the lifting of the 2022 Covid-19 Pandemic Protocol, the Cram-a-Cruiser event remains on hold by the Hamilton Food Share. We anticipate that it will be back up and running for the 2023 year.

## **Violence Threat Risk Assessment (V.T.R.A.)**

As per the Violence Threat Risk Assessment (V.T.R.A.) protocol, all Hamilton School Boards, the Hamilton Police Service and community youth services are committed to the safety of all students, visitors and staff. As a result, the Hamilton School Boards take appropriate action with any student(s) behaviours deemed to pose a potential risk to other students, staff and members of our community. The measures from the School Boards and community partners assist with anticipated early intervention and support(s) in the prevention of school violence. The Youth Service Coordinator participated with V.T.R.A. plan of care protocols throughout 2022.

## **Youth with Complex Suicide Needs (Y.C.S.N.)**

The Youth with Complex Suicidal Needs (Y.C.S.N.) protocol is to develop a comprehensive and coordinated approach to care for children and youth who have been identified as being at high-risk for suicide and have complex presentations and/or for whom community youth services struggle to ensure safety. The goal of the protocol is to keep children and youth from completing suicide by allowing community partners to trigger an imminent decision-making process to develop a coordinated care plan across all organizations. The Youth Services Coordinator participated with Y.C.S.N. youth plan of care protocols throughout 2022.

## **Youth Initiatives and Grants**

The Community Safety and Policing (CSP) Grant through the Solicitor General of Ontario supports a variety of local community projects that focus on addressing local risks to help reduce youth crime and victimization focusing on Human Trafficking, Guns/Gangs and Sexual Violence.

The Hamilton Police Service, by written application, requested funding and were approved for the Youth Engagement Series – Yes program and the Youth Prevention & Intervention Initiative.

## **Youth Engagement Series Y.E.S. Program**

The Community Safety and Policing (CSP) Grant allocated \$147,800.00 to coordinate the operational programming and supports such as hiring an additional YMCA anti-human trafficking youth in-transition worker and a part-time YMCA youth court support worker.

In partnership with the Hamilton YMCA and the City of Hamilton Youth Annex program, a youth-focused engagement program was implemented over a series of workshops spanning six weeks to educate and

empower at-risk youth between twelve and eighteen years of age relating to Human Trafficking, Guns/Gangs, Vice/Drugs, Fraud, Social Media and Well-Being. This program graduated 12 youth for 2022. The program hopes to double or triple those numbers in 2023.

## **The Youth Prevention and Intervention Initiative**

The Community Safety and Policing (CSP) Grant allocated \$160,281 for program supports and case management assisting children, youth and their families among the Hamilton Community.

The Hamilton Police Service, the John Howard Society of Hamilton, Burlington and Area and local School Boards worked collaboratively, utilizing an integrated service model approach involving various programs to improve community safety and well-being for in-risk, at-risk and high-risk youth in Grades 6, 7 and 8 addressing criminogenic thinking patterns to develop pro-social behaviors.

Through education, prevention and intervention strategies, the aforementioned initiatives provided mentorship and support programs for our children and youth to re-engage within their community and educational programs.

## **Youth Engagement and Mentorship Team**

The Youth Engagement and Mentorship Team is a community-based approach proactively addressing youth between twelve and twenty-six years of age in partnership with community service supports for youth-families by means of:

- Community Engagement and Liaison
- Community Safety and Consultation
- Community Mobilization and Crime Prevention
- Enforcement and Crime Suppression

## **Youth Engagement Team Inward Portfolios**

- Youth At-Risk and Vulnerable Person(s)
- Youth Mentorship and Community Engagement Programs
- Restorative Justice, Pre-Charge Diversions, STOP Target and Indigenous Youth

The team works in collaboration with City of Hamilton youth serving agencies, committees and outreach programs in an effort to assist youth with complex presentations, reduce youth crime and repeat youth offenders centering on community safety and well-being initiatives relating to Human Trafficking, Guns/Gangs, Drug Culture, Sexual Violence, Mental Health and Addictions. The Youth Engagement Team participates with a variety of youth programs, youth centers and events throughout all three Divisions. The combined number of engagements, consultations, crime prevention and enforcement for 2022 was 814.

Figure 1 Youth Engagement Team - Liaison and Consultations

Source: Reference 3

September 2022 – December 2022	
Meetings	63
Violent Threat Risk Assessments (VTRA)	15
Youth Complex Suicide Needs Assessments (YCSN)	26
Training Received	10
Training Provided	6
Youth Consultations (Youth Probation, Patrol, Youth Agencies)	231
Youth Engagement Referrals	32
Youth Initiatives, PROACTION and Events	12
<b>Sub-Total</b>	<b>395</b>

Figure 2 Youth Engagement Team - Crime Prevention and Enforcement

Source: Reference 3

Youth Arrests	12
Pre-Charge Diversion Meetings and Administration	72
STOP Checks and Administration	141
Youth Investigations (Warrants, Assist Patrol, Assist I.S.D.)	67
NICHE Divisional Task Box (Patrol Investigations, Pre-Charge Diversions)	127
<b>Sub-Total</b>	<b>419</b>

<b>Overall Total</b>	<b>814</b>
----------------------	------------

### Community Service, School Liaison and Divisional Youth Officer

Community Service and School Liaison Officers participated in a number of proactive visits and presentations with the Hamilton Wentworth Catholic District School Board, French Public, French Catholic and Private Schools within the City of Hamilton amid COVID-19 School Protocol restrictions and closures throughout 2022. This does not include Hamilton Wentworth District School Board statistics due to the current HWDSB Trustee's policy restricting police from their facilities.

**Figure 3 School Liaison and Community Service Officer Statistics**  
Source: Reference 3

January 2022 – December 2022	Division 1	Division 2	Division 3	Totals
Number of Schools	14	20	52	86
Number of Elementary Schools	7	18	39	64
Number of Secondary Schools	7	2	13	22
Number of Community Service Officers – Elementary Schools	1	1	1	3
Number of School Liaison Officers – Secondary Schools	1	1	1	3
Number of Divisional Youth Officers	0	2	1	3
School Visits	47	7	182	236
Presentations	15	16	70	101
Meetings	14	22	23	59
School Lockdown Drills	1	0	4	5
Investigations	80	44	104	228
Informal Restorative Justice	10	0	2	12
Formal Restorative Justice	4	0	2	6
Days Seconded to Patrol/Other Duties	241 Days	307 Days	344 Days	892 Days

Figure 3 above outlines Community Service, School Liaison and Divisional Youth Officer duties relating to schools in the city of Hamilton.

- Total number of school visits was 236
- Total number of presentations was 101
- Total number of meetings with staff 59
- Total number of lockdown drills was 5
- Total investigations for school related occurrences were 228
- Total Informal Restorative Justice meetings were 12
- Total Formal Restorative Justice meetings were 6



- Total number of days School Liaison Officers seconded to Patrol or other duties 892

## Strategic Approach to Youth Crime

This report will highlight youth crime trends for 2022 and the strategic approach as adopted by the Hamilton Police Service 2019 – 2021 Business Plan:

Objective: To ensure the safety of the communities we serve

Priorities: Crime Trends, public safety, communication, harm reduction

Objective: To foster effective relationships with all of our communities

Priorities: Community participation, volunteers, information sharing

Objective: To increase professional development, leadership and training opportunities

Priorities: Training, leadership, member communication

## Youth Crime by Division

The City of Hamilton is divided into three policing divisions. Division One encompasses the downtown inner city area, Division Two encompasses the City of Hamilton east border, Stoney Creek and Stoney Creek Mountain and Division Three encompasses the City of Hamilton Mountain, Ancaster, Dundas, Waterdown and outlying areas. The City of Hamilton’s population is approximately 569,353<sup>4</sup>.

- Division 1 had a total of 239 youth involved in criminal activity.
- Division 2 had a total of 369 youth involved in criminal activity.
- Division 3 had a total of 430 youth involved in criminal activity.

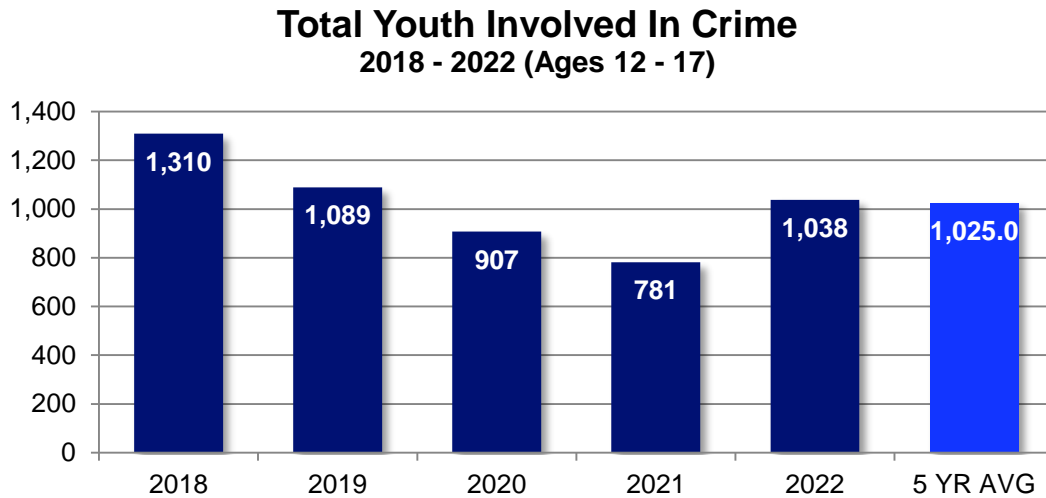
Figure 4 Youth Crime by Division  
Source: Reference 1

Youth Crime by Division 2022				
	Males Charged	Females Charged	Not Charged	Totals
Division 1	70	33	136	239
Division 2	107	40	222	369
Division 3	101	43	286	430
<b>Totals</b>	<b>278</b>	<b>116</b>	<b>644</b>	<b>1038</b>

## Total Youth Involved in Crime

In 2022, 1,038 youths were involved in crime compared to 781 in 2021. This represents an overall increase of 32.9%. When comparing 2022 to the 5-year average, there was an increase of youth involved in crime by 1.27%.

Figure 5 Total Youth Involved in Crime  
Source: Reference 1

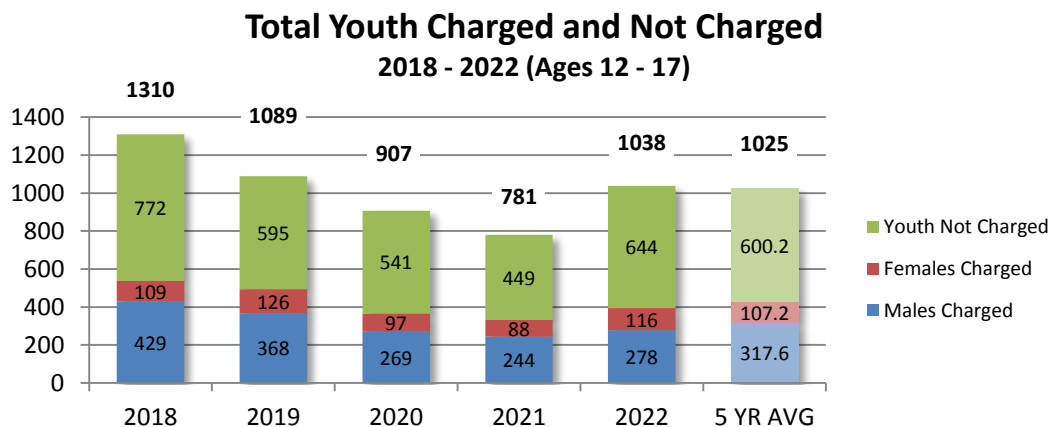


## Total Number of Youth Charged and Not Charged

In 2022, 1,038 youth were involved in crime with 394 charged, an increase of 18.6% compared to 332 youth charged in 2021.

Of the 394 charged, 116 were females, 278 were males and the remaining 644 youth or 63.9% received an extrajudicial measure of No Further Action, Warning, Police Caution or Diversion.

Figure 6 Total Number of Youth Charged and Not Charged  
Source: Reference 1



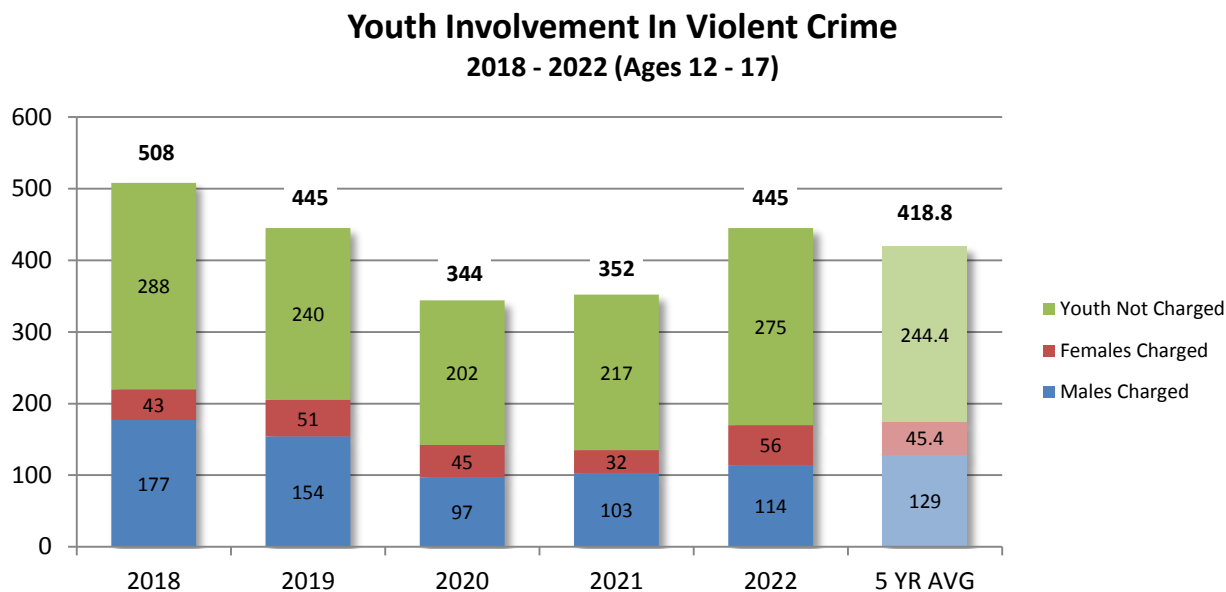
## Total Youth Involved in Violent Crime

In 2022, violent crimes committed by youth in the City of Hamilton increased by 26.4% compared to 2021. When comparing 2022 to the 5-year average, there was an increase of youth involved in violent crime by 6.26%.

In 2021, 352 youths were involved in violent crimes versus 445 in 2022.

Of the 445 involved youth, 170 youth were charged with a violent crime and 275 received an extrajudicial measure. The three most frequent youth violent crimes were Assault Level One, Assault Level Two and Utter Threats.

Figure 7 Youth Involved in Violent Crime 2018-2022  
Source: Reference 1



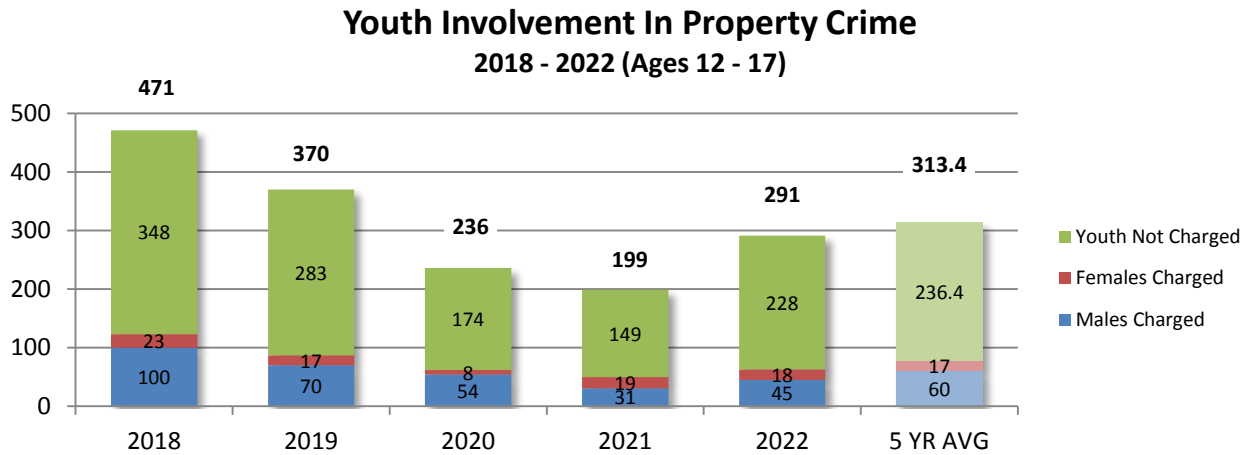
## Total Youth Involved in Property Crime

Property Crimes committed by youth in the City of Hamilton decreased by 7.15% compared to the 5-year average. Youth involved in property crime increased by 46.2% from 199 in 2021 to 291 in 2022.

Of the 291 involved youth, 63 were charged with a property crime and 228 received an Extrajudicial Measure. The three most frequent youth property offences were Mischief, Shoplifting Under \$5,000.00 and Break and Enter.

Figure 8 Youth Involved in Property Crime 2018 to 2022

Source: Reference 1




### Total Youth Involved in Drug Offences

Drug offences committed by youth in the City of Hamilton decreased by 50.7% compared to the 5-year average. When compared to 2021, there was a decrease of 32.4% or 37 youth in 2021 versus 25 youth in 2022.

Figure 9 Youth Involvement in Drug Offences

Source: Reference 1



### Controlled Drug Substance Act

- 16 youth were arrested under the Controlled Drugs and Substances Act.
- Of the 16 youth arrested, 11 youth (68.8%) were charged and 5 youth (31.2%) were diverted after arrest and received Extrajudicial Measures.

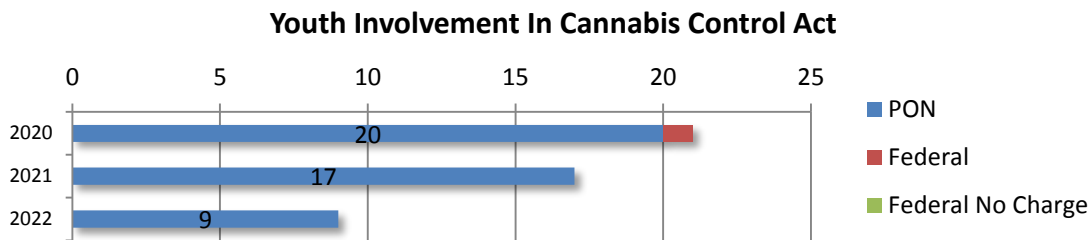
### Federal Cannabis Control Act, 2017

- Zero of the 25 youth were charged under the Federal Cannabis Control Act, 2017 for possession of more than 5 grams.

## Provincial Cannabis Control Act, 2017

- 36.0% or 9 of the 25 youth were charged under the Provincial Cannabis Control Act, 2017 for possession of less than 5 grams and received the following Provincial Offence Notice: Person under 19 years – possess cannabis 10(1).

Figure 10 Youth Involvement in Cannabis Control Act  
Source: Reference 1, 5



## Youth Crime by Offence

In 2022, the five most frequent youth offences were Assault Level One, Mischief, Assault Level Two, Bail Violations and Utter Threats. The following chart represents 15 offences that constitute 86.3% youth involvement in crime.

Figure 11 Youth Crime by Offence  
Source: Reference 1

2022 - Youth Involvement in Crime by Frequency of Offence (Top Fifteen)						
Offence	Males Charged	Females Charged	Not Charged (%)	Total 2021	Total 2022	Percentage Increase/Decrease 2021 / 2022
Assault – Level One	19	20	128 (76.6%)	115	167	+45.2%
Mischief	7	8	102 (87.1%)	82	117	+42.6%
Assault – Level Two	37	22	37 (38.5%)	70	96	+37.1%
Bail Violations	53	25	5 (6.0%)	60	83	+38.3%
Utter Threats	6	1	47 (87.0%)	43	54	+25.5%
Shoplifting Under \$5000.00	0	4	50 (92.5%)	41	54	+31.7%
Robbery	18	9	16 (37.2%)	36	43	+19.4%
Break and Enter	9	1	30 (75.0%)	32	40	+25.0%
Sexual Assault	11	1	24 (66.6%)	25	36	+44.0%
Trespass to Property Act	0	0	32 (100%)	14	32	+128.5%
Disputes and Disturbances	0	0	30 (100%)	14	30	+114.2%
Theft Under \$5000.00	3	2	21 (80.7%)	10	26	+160.0%
Controlled Drug Substance Act	11	0	5 (45.4%)	20	16	-20.0%
Possession of Cannabis 10(1)	9	0	0	17	9	-47.0%
Combined Total Drug Offices				37	25	-32.4%
Possession of Stolen Property Over \$5000.00	12	1	7 (35.0%)	20	20	0%
Theft of Motor Vehicle	9	2	7 (38.8%)	13	18	+30.7%

## Strategic Targeted Offender Program (S.T.O.P.)

The Strategic Targeted Offender Program (S.T.O.P.) is specifically directed at High Risk Youth charged formally and are bound to abide by court-imposed conditions of release. The S.T.O.P. program is a way for officers to follow up and ensure the youth are compliant with their court-imposed conditions.

In 2022, 34 youth between twelve and seventeen years of age were identified for the S.T.O.P. program with 1,190 youth S.T.O.P. checks. The direct checks resulted in 20 youth arrests. An additional 50 youth arrests were the result of the aforementioned youth breaching their court imposed conditions outside of their direct S.T.O.P. checks while engaged in additional criminal offences.

In total, 70 S.T.O.P. Program Youth were arrested in 2022 compared to the 45 youth arrests in 2021.

Figure 12 Strategic Targeted Offender Program (S.T.O.P.)  
Source: Reference 3

2022 - Strategic Targeted Offender Program (S.T.O.P.)					
Division	Number of S.T.O.P. Targets	Number of S.T.O.P. Checks	Targets Arrested As Result Of S.T.O.P. Checks	Targets Arrested Outside Of S.T.O.P. Checks	Total
Div. 1	9 avg. per month	254	3	16	19
Div. 2	13 avg. per month	710	15	24	39
Div. 3	12 avg. per month	85	0	8	8
Youth Engagement Team	34 avg. per month	141	2	2	4
<b>Total</b>	<b>17 avg. per month</b>	<b>1,190</b>	<b>20</b>	<b>50</b>	<b>70</b>

## Intervention Programs

The Hamilton Police Service are active members with the John Howard Youth Justice Committee (YJC), Hamilton Youth Justice Committee (HYJC), The Greater Toronto Area Extrajudicial Measures Committee (GTAEJM) and the Hamilton Youth Drug Diversion Program (HYDDP). As per the requirements of the Youth Criminal Justice Act (YCJA), the Hamilton Police Service has a formal agreement with the John Howard Society to operate the Extrajudicial Measures Diversion Referral Program. The program educates youth diverted from the judicial system about their actions and the impact within our communities.

In support of the Hamilton Police Service goal of reducing the availability and use of illegal drugs in our community, the Youth Engagement Team collaborated with divisional front line officers, the Crime Prevention Unit, Crime Managers and Investigative Services to address youth drug related offences.

If a youth was found in contravention under the Controlled Drug Substance Act (C.D.S.A) or the Federal Cannabis Control Act 2017 and met qualifications, an Extrajudicial Measures referral was forwarded to The John Howard Society of Hamilton, Burlington and Area in lieu of criminal charges. The goal of the

diversion program is to decrease the number of youth who are involved with the police, the judicial system and to educate on drug awareness.

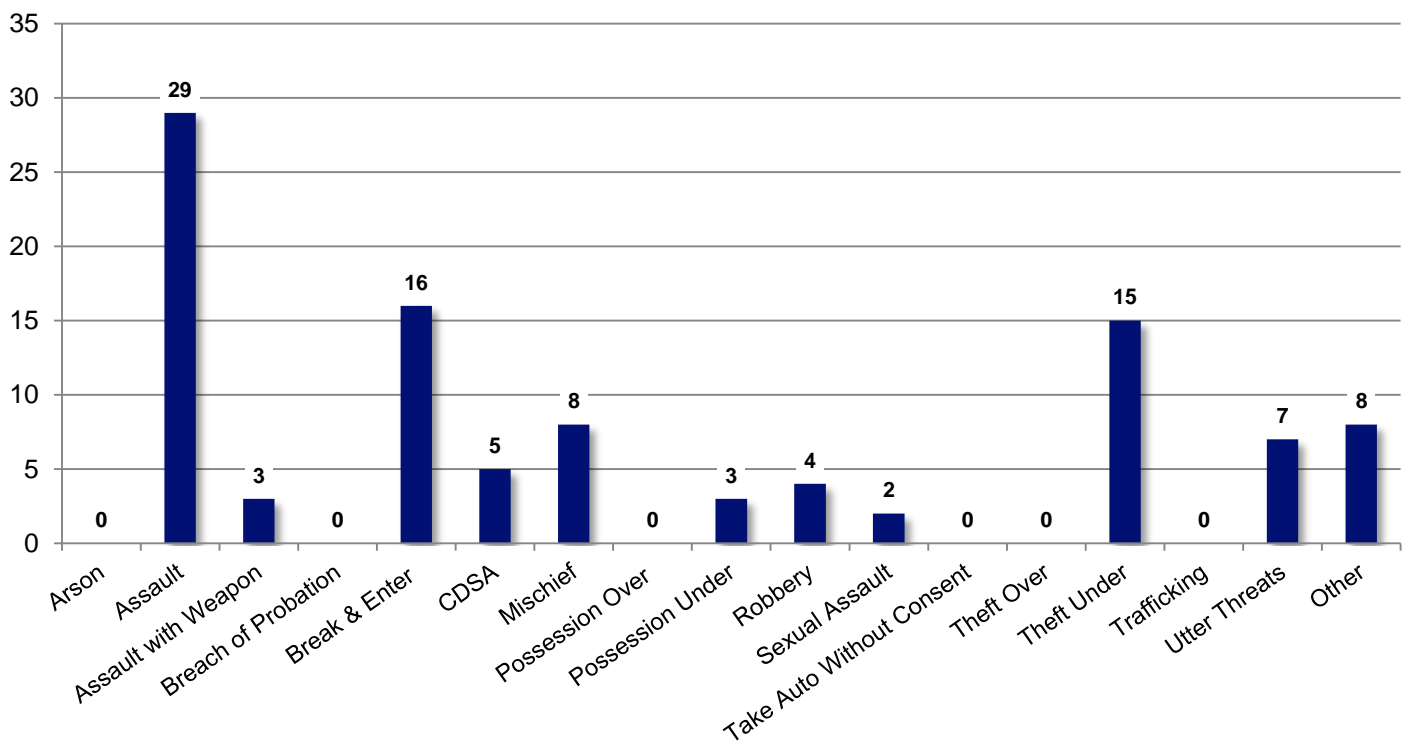
In 2022, the John Howard Society received 100 Extrajudicial Measure Diversion Referrals for all offence types from the Hamilton Police Service, an increase of 138.1% from the 42 referrals in 2021.

The three most frequent referrals were for Assault Level 1 (29), Break and Enter (16) and Theft Under \$5,000.00 (15). Drug Offense referrals totaled five in 2022.

Of the 100 referrals in 2022, 80.0% or 80 youth completed their designated diversion programs resulting with no youth criminal charges or a youth criminal record.

Figure 13 2022 Diversions by Police  
Source: Reference 6

### 2022 Diversions by Offence



### Youth Mental Health Crisis

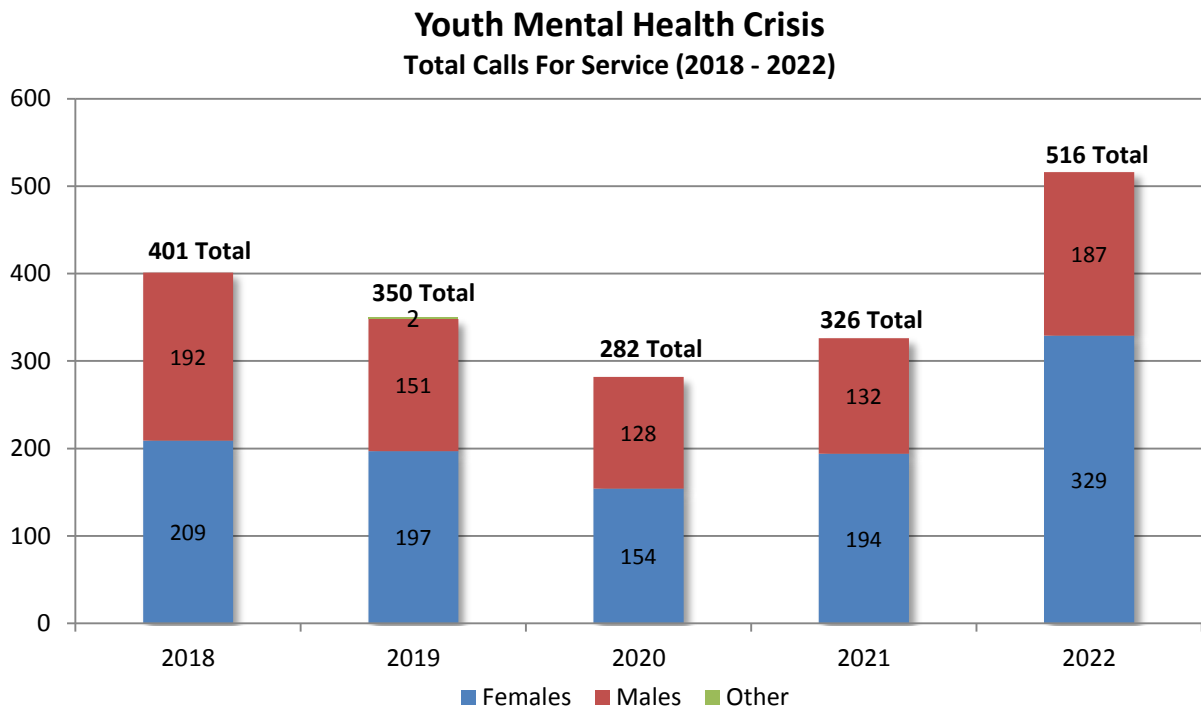
In 2014 the Chief’s Student Advisory Committee identified youth mental health as a critical concern and a coordinated approach was implemented in partnerships with the St. Joseph’s Health Care Youth Wellness Center, the Hamilton Police Service Mobile Crisis Rapid Response Team (M.C.R.R.T.), the Social Navigator Program (S.N.P.), the C.O.A.S.T. Program, Ron Joyce Medical Centre and McMaster Children’s Hospital. These agencies and programs continue to assist youth who experience mental health crisis.

In 2022, the Hamilton Police Service responded to 516 individual youth between twelve and eighteen years of age (329 female and 187 male) for a Mental Health Crisis call for service. This represents an increase of 58.2% or 190 youth from 2021.

Of the 516 youth, 65 individual youth accessed services more than once, a decrease of 9.72% compared to 72 individual youth in 2021.

345 youth were apprehended for a mental health assessment. This is a decrease of 1.43% compared to the 350 youth in 2021.

Figure 14 Youth Mental Health Crisis 2018 to 2022  
Source: Reference 1



## Conclusion

The total number of youth between twelve and seventeen years of age involved in crime in the City of Hamilton for 2022 was 1,038<sup>1</sup>. This represents an overall decrease of 1.27% when compared to the 5-year average<sup>1</sup>. Youth crime has not returned to pre Covid-19 levels although it has increased over the past 2 years.

The Youth Criminal Justice Act<sup>2</sup> (Y.C.J.A.) clearly states the promotion of long-term protection within our communities are best achieved through prevention, intervention and suppression via positive engagement with youth in a meaningful approach opposed to the formal justice system. The Hamilton



Police Service continues to develop innovative and strategic methods to engage our youth and our community to ensure safety, education and consultation.

The Hamilton Police Service continued developing innovative and strategic approaches to assist our youth in partnerships with our community relating to safety, engagement, education and consultation. Although we have seen an increase in youth crime from 2021 to 2022, the City of Hamilton has not had a return to Pre-Pandemic levels of youth involved in crime and calls for service. Through further outreach, engagement, innovative programming and partnerships with key stakeholders, the Hamilton Police aim to keep youth crime down and assist youth in crisis. As staffing pressures at the front line reduce and youth serving officers return to their positions, the Hamilton Police Service intends to increase levels of prevention, intervention and engagement with our youth, families and community.

Figure 15 Overall Youth Crime Stats  
Source: Reference 1

	2021	2022	Percentage Increase / Decrease
<b>Total Youth Charged and Not Charged</b>			
Males Charged	244	278	+13.9%
Females Charged	88	116	+31.8%
Not Charged	449	644	+43.4%
<b>Total Youth Involved In Crime</b>	<b>781</b>	<b>1,038</b>	<b>+32.9%</b>
<b>Youth Involvement in Violent Crime</b>			
Males Charged	103	114	+10.6%
Females Charged	32	56	+75.0%
Not Charged	217	275	+26.7%
<b>Total</b>	<b>352</b>	<b>445</b>	<b>+26.4%</b>
<b>Youth Involvement in Property Crime</b>			
Males Charged	31	45	+45.1%
Females Charged	19	18	-5.2%
Not Charged	149	228	+53.0%
<b>Total</b>	<b>199</b>	<b>291</b>	<b>+46.2%</b>
<b>Youth Involvement in Drug Offences</b>			
<b>Controlled Drug Substance Act</b>			
Males Charged	16	11	-31.2%
Females Charged	2	0	-100%
Not Charged	2	5	+150%
<b>Total Controlled Drug Substance Act – C.D.S.A.</b>	<b>20</b>	<b>16</b>	<b>-20.0%</b>
<b>Cannabis Control Act, 2017</b>			
<b>Federal Cannabis Act, 2017 (Post Oct. 17<sup>th</sup>, 2018)</b>			
Males Charged	0	0	0%
Females Charged	0	0	0%
Not Charged	0	0	0%
<b>Total</b>	<b>0</b>	<b>0</b>	<b>0%</b>
<b>Provincial Cannabis Act, 2017 (Post Oct. 17<sup>th</sup>, 2018)</b>			
<b>Total Provincial Offence Notices Issued</b>	<b>17</b>	<b>9</b>	<b>-47.0%</b>
<b>Totally of all Drug Related Charges</b>	<b>37</b>	<b>25</b>	<b>-32.4%</b>

## **References**

- (1) The Hamilton Police Service, NICHE-UCR Occurrence Data as of March 3, 2023
- (2) Criminal Code of Canada, Youth Criminal Justice Act, s 4(a), amended December 18, 2019
- (3) The Hamilton Police Service, Senior Management Team (S.M.T.). Youth Coordinator Statistics, January 1, 2022 – December 31, 2022
- (4) Statistics Canada, Census Profile, 2021 Census Population, Profile table, Census Profile, 2021 Census of Population - Hamilton, Census division (CDR) [Census division], Ontario (statcan.gc.ca), viewed on April 19, 2023
- (5) Hamilton Police Service, Provincial Offence Notice Reports, January 1, 2022 – December 31, 2022
- (6) The Hamilton Police Service and John Howard Society of Hamilton, Burlington and Area, Senior Management Team (S.M.T.). Youth Coordinator Extrajudicial and Pre-Charge Diversion Statistics, January 1, 2022 – December 31, 2022