

Use Of Force Data Analysis

Kojo Dampety
McMaster University
Community Researcher
June 27th, 2024

Context For Use of Force in Canada/Hamilton

..... police services interested in developing a methodology for identifying and monitoring officer use of force for training and policy purposes need to have a comprehensive data-collection strategy. While many police services have mechanisms for tracking certain elements of officer behaviour (e.g., citizen complaints, officer reports, supervisors' reports) key elements of subject behaviour are often overlooked. These include individual mental and emotional states, type and degree of resistance, threats, and “symbolic assault on the officer’s authority and self” in the form of disrespectful verbal taunts and violations of officer property such as a uniform or vehicle (Hunt, 1985)

Hunt, J. “Police Accounts of Normal Force”, *Urban Life*, 13, 4 (1985) 315-341 as excerpted and reproduced under the title “Normal Force” , pp. 132-141, in E. Rubington and M. Weinberg, eds., *Deviance; The Interactionist Perspective*, 5th. ed., New York: MacMillan

Context For Use of Force in Canada/Hamilton

..... challenge involves the collection of use of force data. Instructions for completing a use of force report are sometimes vague and subject to differing interpretations by police officers and their supervisors.

Hunt, J. “Police Accounts of Normal Force”, *Urban Life*, 13, 4 (1985) 315-341 as excerpted and reproduced under the title “Normal Force” , pp. 132-141, in E. Rubington and M. Weinberg, eds., *Deviance; The Interactionist Perspective*, 5th. ed., New York: MacMillan

Context For Use of Force in Canada/Hamilton

....the historical reluctance of the police or government to impart change unless in response to either a critical incident (the crosswalk syndrome” or the demands of vociferous interest groups makes it difficult to abandon the status quo.

Beyond a split-second: An Exploratory Study of Police use of Force and Use of Force training in Canada

Hamilton Police Use of Force Data

2020

Despite making up about 19% of Hamilton's population, roughly 38% of use of force incidents involved at least one racialized person.

Dr. Joseph & Maddie Brockbank

2021

446 residents who interacted with Police officers. 18% were from the Black community and 14% from multiple racialized communities.

Kojo Damphey

2022

Disproportionality Index: Use of Force

Black Community 3.41 (Grossly Over Representation)

Middle Eastern 1.28

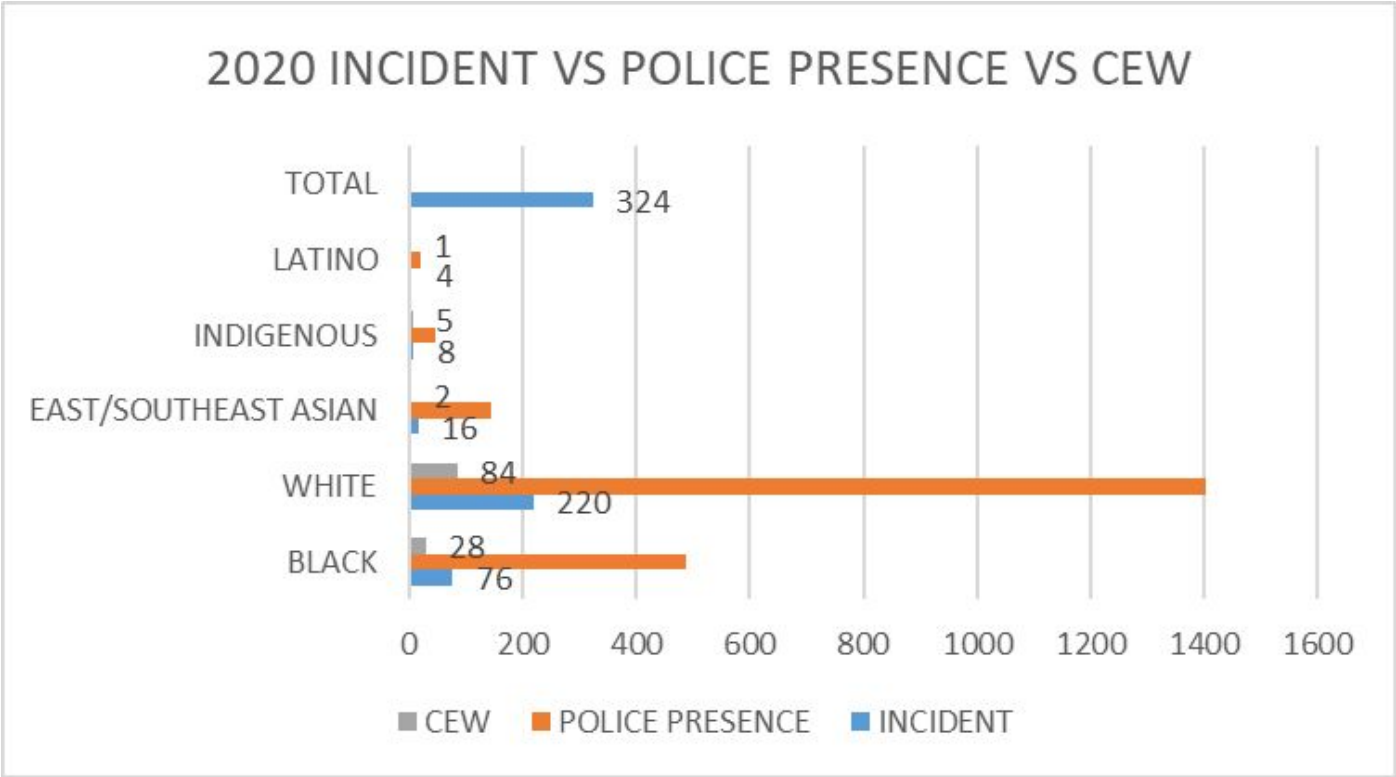
Indigenous 1.12

2023

Black Community 3.35 (Grossly Over Representation)

Middle Eastern 2.19

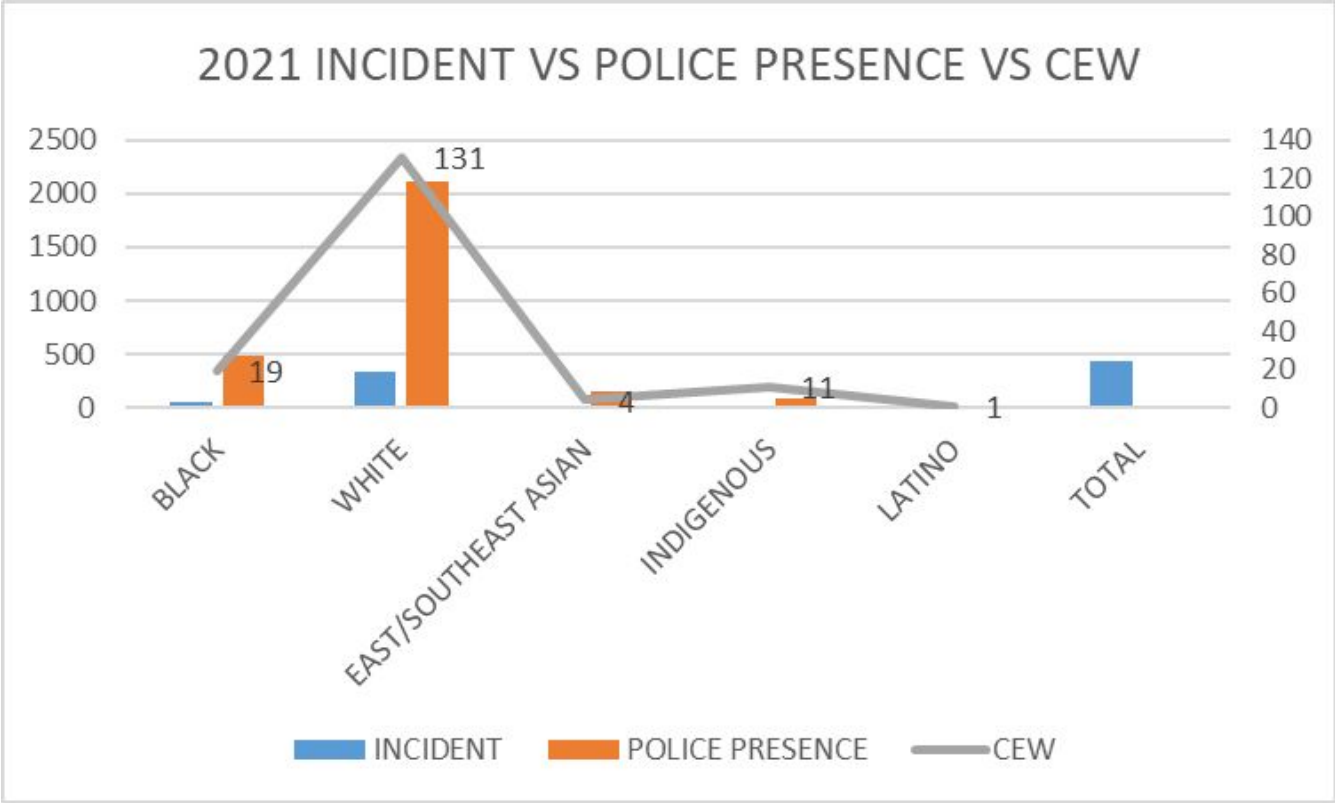
2020 Incidents + Police Presence + CEW



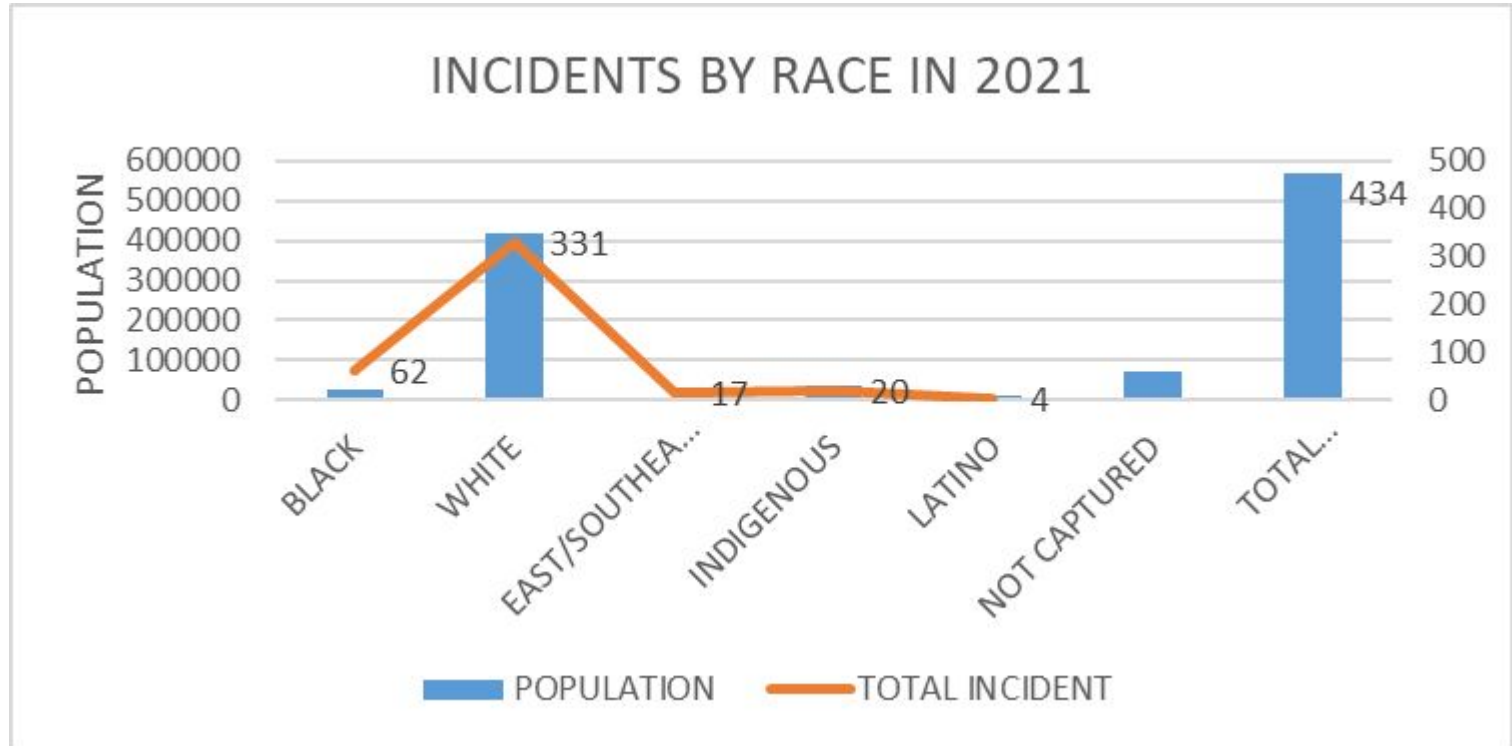
2020 Incidents + Police Presence + CEW

Row Labels	Sum of NUMBER_OF_POLICE_PRESENT		
Four or More	379	One	1357
Black	70	Black	369
East/Southeast Asian	40	East/Southeast Asian	62
Middle Eastern	48	Indigenous	19
White	221	Latino	19
		Middle Eastern	33
		South Asian	16
		White	839

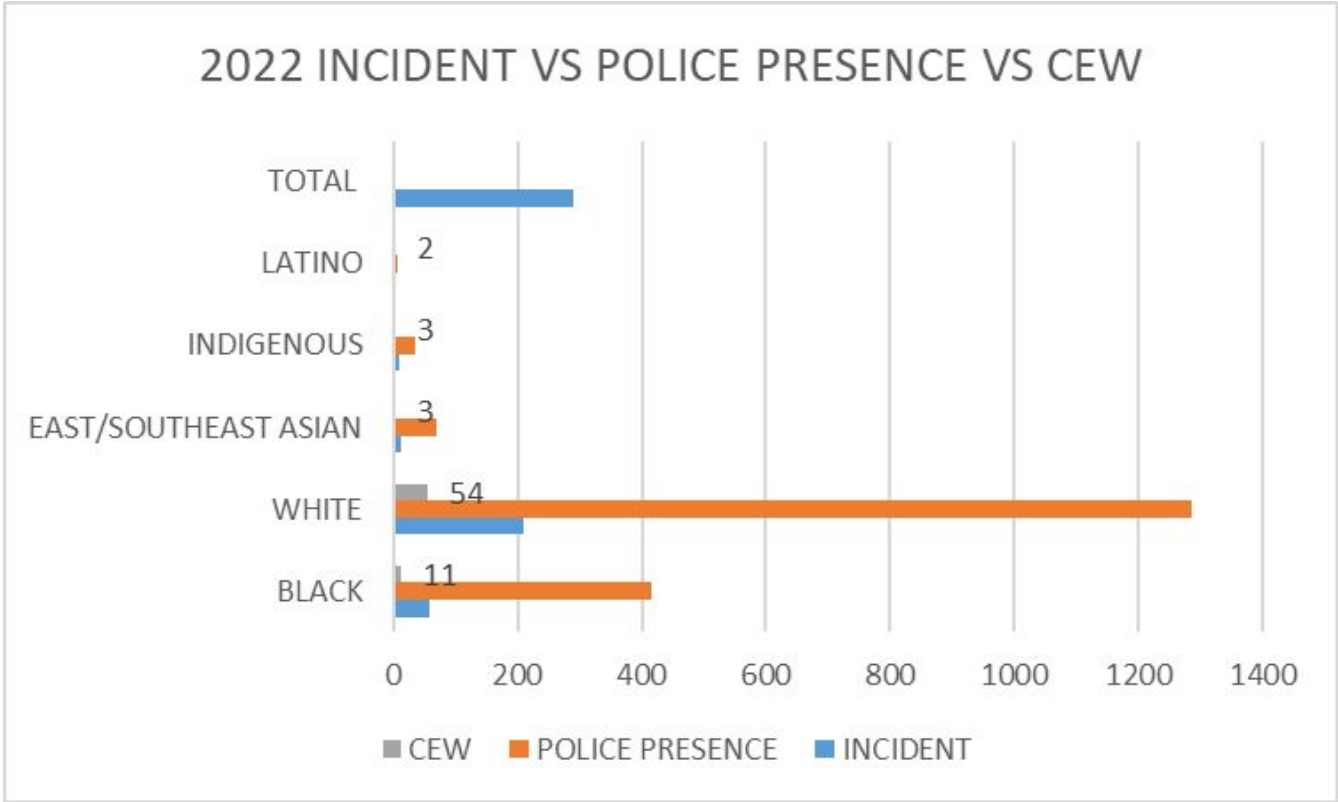
2021 Incidents + Police Presence + CEW



2021 Incidents + Police Presence + CEW



2022 Incidents + Police Presence + CEW



2022 Incidents + Police Presence + CEW

0.12% interactions

80% from calls



2022 Incidents + Police Presence + CEW

Quadrants 1 & 2?

What is the police doing?

CAP & RIBD are not silver bullets

